


# Auxiliary Windows



## Frame

① Select wood components are kiln dried, and treated with water/insect repellent and preservative. Interior wood surfaces are available in complimentary pine or fir, or optional wood species including cherry, hickory, African mahogany, maple, oak, walnut or alder. Interior surfaces are available unfinished or factory primed. Optional factory applied finishes are available in a variety of stains and basecoats.

② Wood components are fitted with aluminum extrusions on the exterior. 50 colors conforming to AAMA 2604 are available, as well as custom colors. Also available is a selection of seven exterior anodized options.

## Glazing

③ High-Performance™ Low-E4® glass with a low-conductance spacer. Tinted, clear IG, high-altitude glass and other special glazing options are available.

④ Glass is fixed in place from the interior with wood stops that can be removed for easy reglazing if necessary.

## Window Anchorage

Folding vinyl nailing fins are pre-applied into a kerf on the frame exterior to facilitate installation. Optional metal installation clips are available.

## ACCESSORIES





### ⑤ Grille Options

*Modern Divided Lights®.* Fixed interior and exterior grilles with internal spacers between two panes of glass. Available in  $\frac{5}{8}$ ",  $\frac{7}{8}$ ",  $1\frac{1}{8}$ " or  $1\frac{1}{2}$ " profiles.

*Classic Divided Lights.* Fixed exterior and interior grilles without an internal spacer. Available in  $\frac{5}{8}$ ",  $\frac{7}{8}$ ",  $1\frac{1}{8}$ " or  $1\frac{1}{2}$ " profiles.

*Between-glass grilles.* Available in  $\frac{5}{8}$ " flat or 1" aluminum contoured profiles. Two-tone colors of colony white/pebble tan, colony white/sierra bronze or colony white/forest green are available on the 1" profile.

## Options & Accessories

<p style="text-align: center;"><b>5</b></p> <p style="text-align: center;"><i>Grille Options</i></p>  <p>5/8" MDL      7/8" MDL</p> <p>1 1/8" MDL      1 1/2" MDL      7/8" CDL</p> <p>5/8" FLAT      1" CONTOURED      7/8" REMOVABLE</p> <p><b>MDL</b> = Modern Divided Lights      <b>Contoured</b> = Between-glass grilles  <b>CDL</b> = Classic Divided Lights      <b>Removable</b> = Removable wood grilles  <b>Flat</b> = Between-glass grilles</p>	<p style="text-align: center;"><b>6</b></p> <p style="text-align: center;"><i>Auxiliary Between-Glass Blinds</i></p> 	 <p style="text-align: center;"><b>7</b></p> <p style="text-align: center;"><i>System 3 Auxiliary Blinds or Shades</i></p>  <p style="text-align: center;"><i>Eagle Window &amp; Door also offers circle-tops and geometrics using the double-hung auxiliary frame profile.</i></p>
--	--	--

*Removable wood grilles.* Available in a 7/8" profile, with or without surround on rectangular shapes. A 5/8" profile, without surround is available on non-rectangular shapes.

### **6 Auxiliary Blinds**

*Between-glass Blinds.* A 5/8" aluminum slat blind is encased between two panes of insulated glass in a dust-free environment (rectangular shapes only). Available colors are white, tan, almond or gold. Blind can be tilted or raised and lowered with the use of one cord.

### **7 Privacy Options**

*System 3 Blinds.* A 5/8" aluminum slat blind is mounted to an extruded aluminum blind panel and applied to the window (rectangular shapes only), creating a triple-glazed window boasting privacy and energy-efficiency. Available in four colors. Blind panels are offered in white, tan, gold or an optional wood veneer to match your interior. Panels provide virtually dust-free environment.

*System 3 Shades.* Pleated fabric shades are available in six colors to effortlessly and beautifully filter the light. See page 19 for more details.