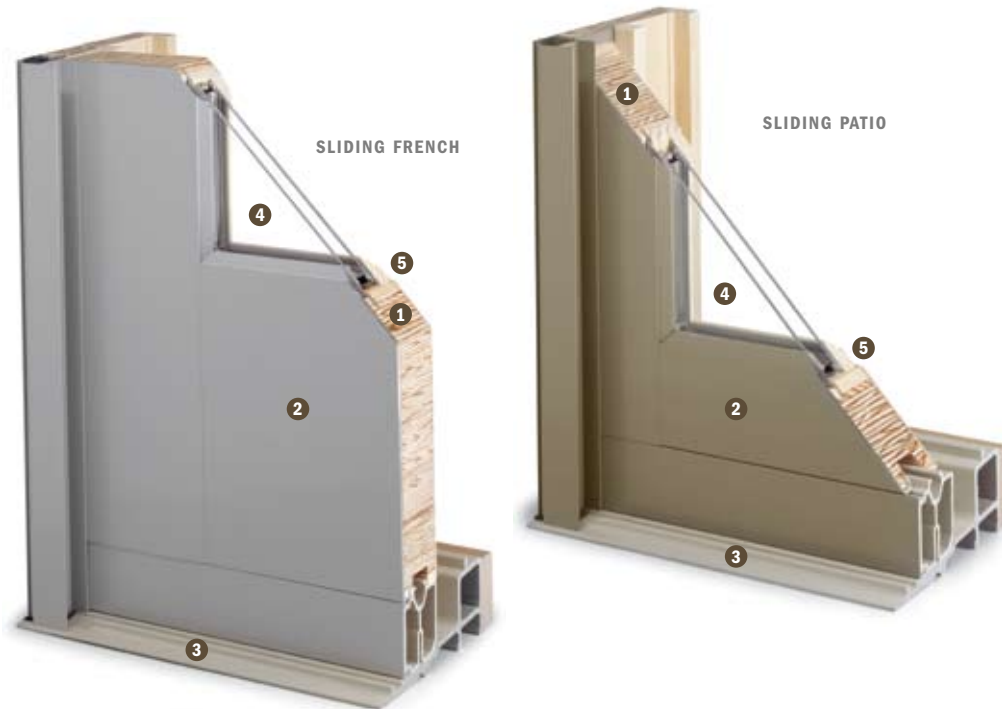


Ascent®

Sliding Doors



Frame & Panel

① Select wood components are kiln dried, and treated with water/insect repellent and preservative. Interior wood surfaces are available in complimentary pine or fir, or optional wood species including cherry, hickory, African mahogany, maple, oak, walnut or alder. Interior surfaces are available unfinished or factory primed. Optional factory applied finishes are available in a variety of stains and basecoats.

② Wood components are fitted with aluminum extrusions on the exterior. 50 colors conforming to AAMA 2604 are available, as well as custom colors. Also available is a selection of seven exterior anodized options.

Sill

③ A durable fiberglass sill is an excellent thermal barrier and provides smooth operation of the door panel. Available in beige or brown.

Glazing

④ High-Performance™ Low-E4® glass with a low-conductance spacer. Tinted, clear IG, high-altitude glass and other special glazing options are available.

⑤ Glass is fixed in place from the interior with wood stops that can be removed for easy reglazing if necessary.

Weather Strip

The frame consists of foam filled leaf weather strip on the exterior creating a weatherproof pocket for the panel. A dual weather strip seal on the interlock is fitted between the fixed and operating meeting stiles.

Hardware









⑥ Operating panel consists of two tandem ball bearing steel roller assemblies. Stainless steel roller assemblies are available as an option.

Two-point opposing hook lock (gear driven) is standard, with an optional stainless steel version.


⑦ Standard sliding French door handle set has an interior and exterior polished brass finish. Sliding patio door standard handle set has a black finish with an oak interior pull. Other available finishes include lifetime brass, antique brass, oil-rubbed bronze, pewter, satin chrome, bright chrome, white or black (optional polished brass finish available on sliding patio doors). Optional slimline exterior pulls are also available painted to match the exterior finish of sliding patio doors.

Bi-parting doors have one operable and one dummy handle. Keyed locks are available.

Options & Accessories

<p>7 <i>Handle Sets</i></p>	<p><i>Slimline Exterior Pulls</i></p>	<p>8 <i>Screen Options</i></p>
 <p>POLISHED BRASS BLACK FINISH OAK INTERIOR PULL</p>	 <p><i>Painted to match the exterior finish of the door</i></p>	
 <p>LIFETIME BRASS ANTIQUE BRASS OIL-RUBBED BRONZE PEWTER</p>	<p>9 <i>Grille Options</i></p>  <p>5/8" MDL 7/8" MDL</p>	<p>10 <i>Between-Glass Blinds</i></p>  <p><i>* Note: Not all sizes are retractable.</i></p>
 <p>SATIN CHROME BRIGHT CHROME WHITE BLACK</p>	 <p>1 1/8" MDL 1 1/2" MDL 7/8" CDL</p> <p>5/8" FLAT 1" CONTOURED 7/8" REMOVABLE</p> <p>MDL = Modern Divided Lights Contoured = Between-glass grilles CDL = Classic Divided Lights Removable = Removable wood grilles Flat = Between-glass grilles</p>	

6
Hardware



STEEL ROLLER ASSEMBLY TWO-POINT HOOK LOCK

Door Anchorage
Folding vinyl nailing fins are pre-applied into a kerf on the frame exterior to facilitate installation. Optional metal installation clips are available. Standard wall depth is 4 1/8" for sliding French doors.

ACCESSORIES

8 Top-Hung Sliding Screens
Charcoal fiberglass screen mesh fits into an aluminum frame in all 50 Eagle Complimentary Colors™. Aluminum screen mesh is available as an option.

Concealed Screens
The concealed screen has charcoal fiberglass panels. Screen retracts when not needed providing an unobstructed view through the glass. Available in all complimentary colors.

9 Grille Options
Modern Divided Lights®. Fixed interior and exterior grilles with internal spacers between two panes of glass. Available in 5/8", 7/8", 1 1/8" or 1 1/2" profiles.

Classic Divided Lights. Fixed exterior and interior grilles without an internal spacer. Available in 5/8", 7/8", 1 1/8" or 1 1/2" profiles.

Between-glass grilles. Available in 5/8" flat or 1" aluminum contoured profiles. Two-tone colors of colony white/pebble tan, colony white/sierra bronze or colony white/forest green are available on the 1" profile.

Removable wood grilles. Removable wood grilles are available in a 7/8" profile with optional surround and fixed exterior grilles.

10 Blinds
A 5/8" aluminum slat blind mounted between two panes of insulated glass in a dust-free environment. Available in white, tan, almond or gold. Blinds are magnetically controlled and can be tilted or raised and lowered with one cord.*

11 Security Footbolts
An enhanced footbolt is discreetly positioned on the side of the panel. Footbolt locks with door closed or open for ventilation. Available in all finish options to match handle sets.

11
Security Footbolt

